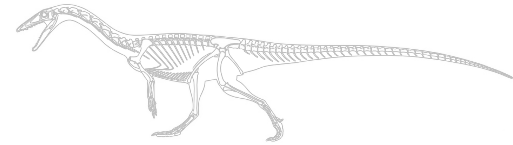
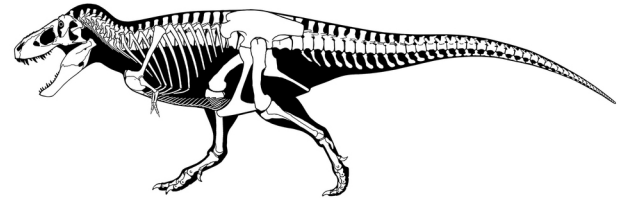



SAURISCHIA



Sauropodomorpha

Theropoda



Herrerasauria

Deep premaxilla; Expanded pubic boot; Metacarpal IV greatly reduced;

Premaxilla-maxilla kink; Blade-like serrated teeth; Promaxillary fenestra; Intramandibular joint; Enlarged hands with increased grasping ability; Furcula; Manual digit V lost; 5 or more sacals; Enlarged hip muscles; Pedal digits I & V reduced

Eusaurischia

Lacrimal tall; Maxilla with sharp ridge along base; 3 or more sacals; Manual Digit II longest in the manus

SAURISCHIA

Lacrimal exposed on top of skull; Subnarial foramen; Special Articulations (hyposphene-hypantrum) in dorsal vertebrae; Elongated Neck; Hollow air sac chambers in cervicals; Metacarpal I short; Enlarged thumb claw; Metacarpal IV thin



Ornithischia

Dinosauria