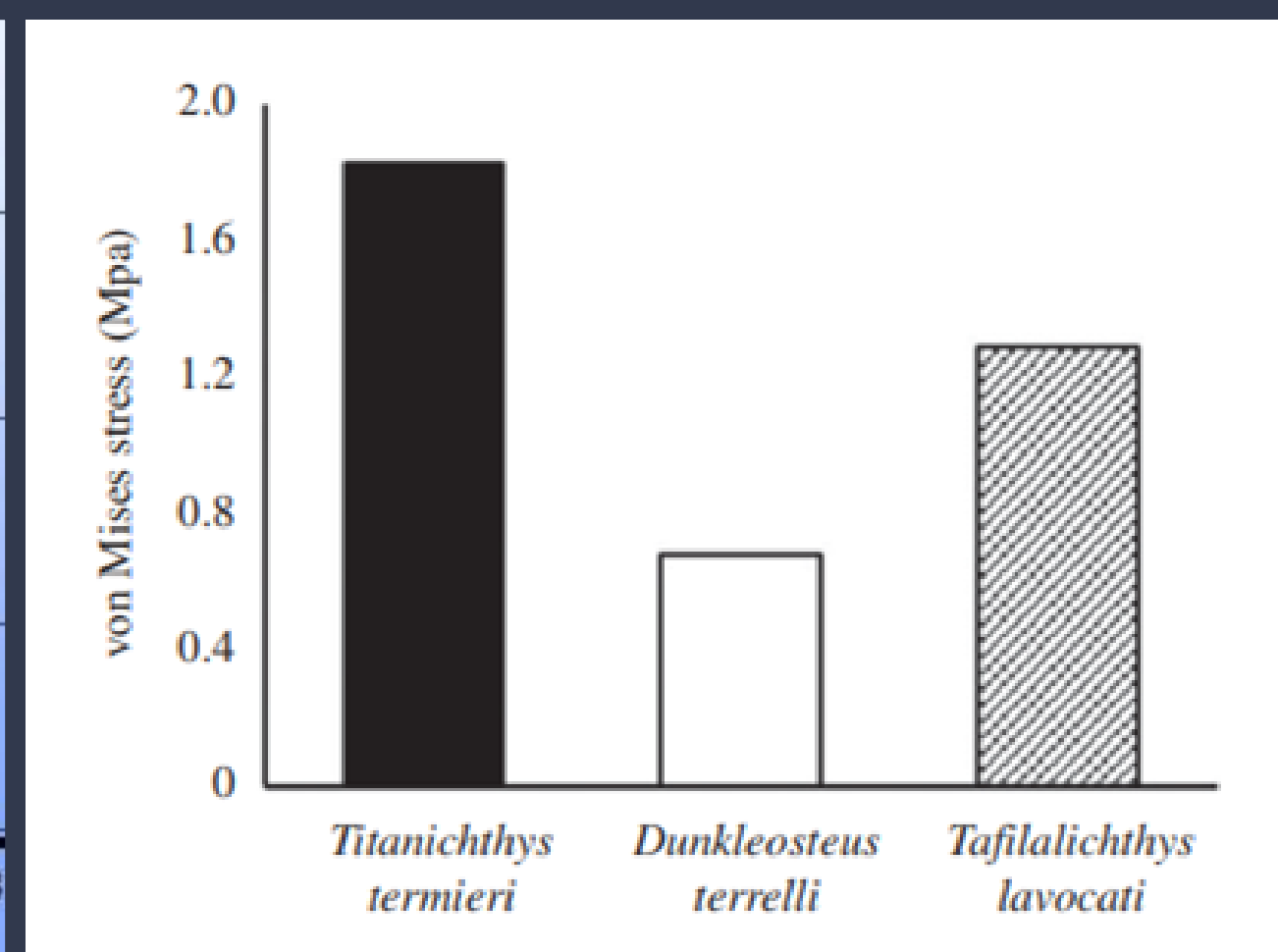
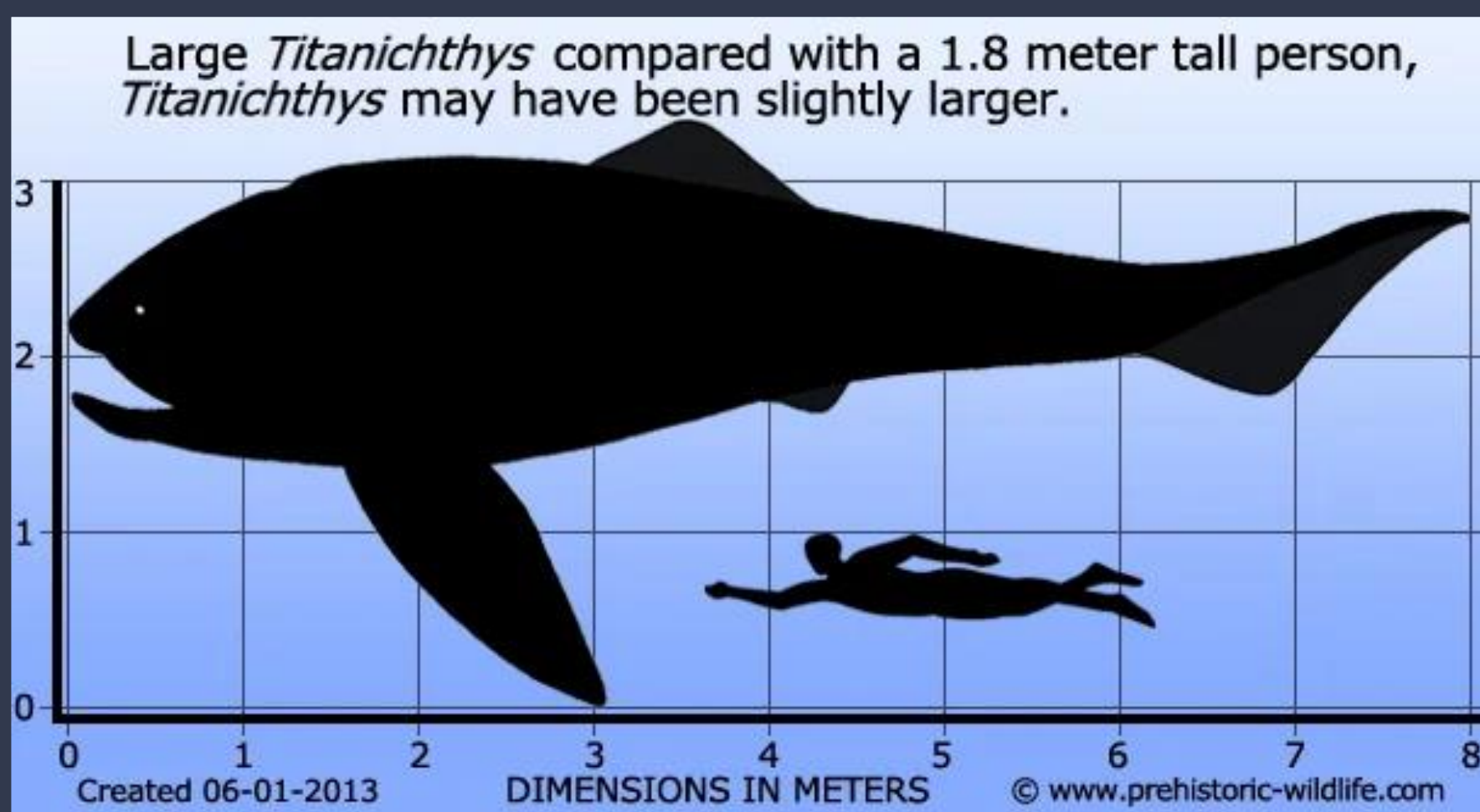


GEOL204 Arthrodira Poster


Edward Flannery, Dylan Patel, Brady Brown, Will Pleszkoch

Titanichthys



Arthrodira

Appearance: "jointed neck"

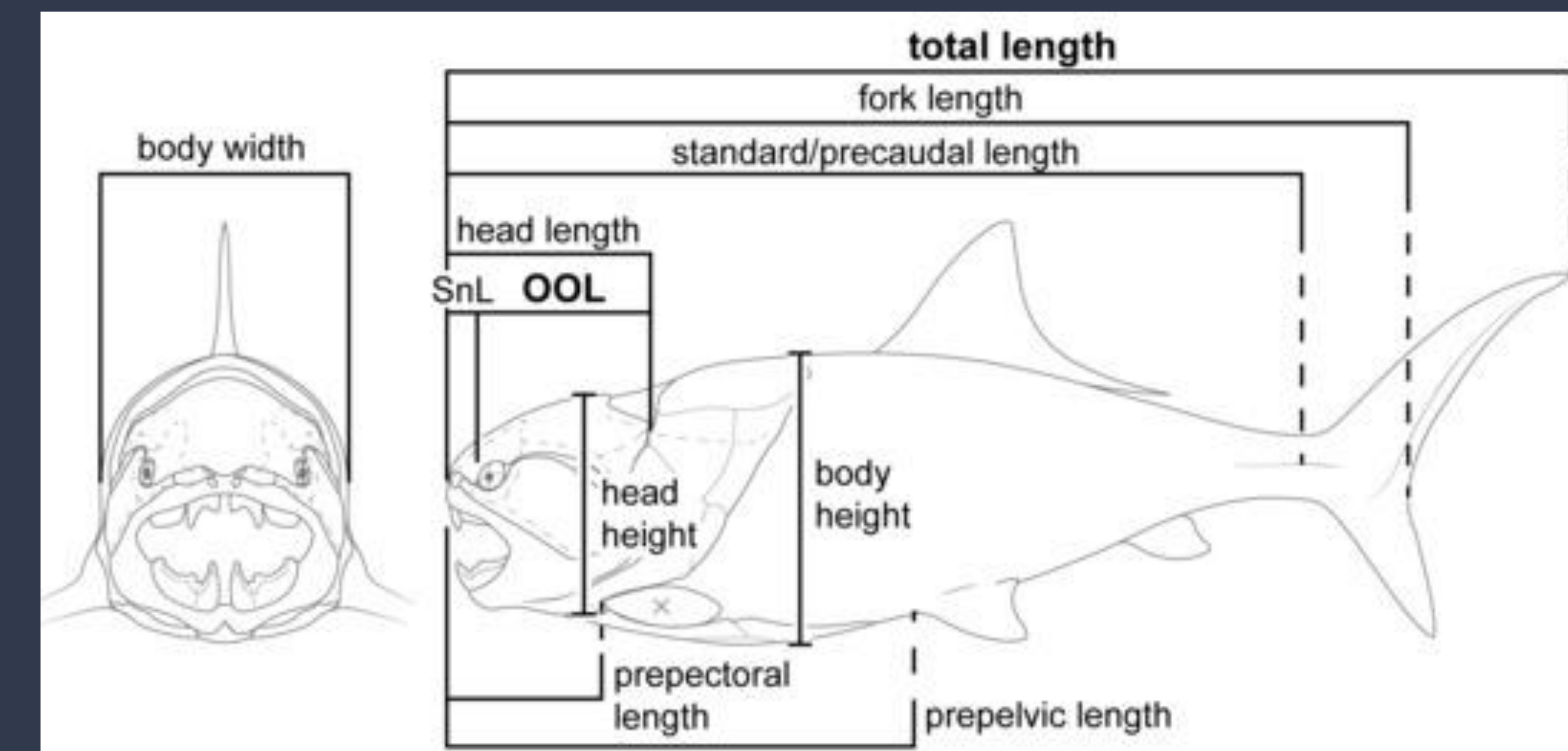


Long, J., & Trinajstić, K. 2024. *Current Biology*, 34: 43-47

Common Traits:

- Movable joint between head and body armor
- Plated skin
 - Dermal plates ("head shield")
 - Overlapping plates from pectoral to anal ("trunk-shield")
- No teeth, sharp jaw plates
- Aggressive

Dunkleosteus



Engelman, R. K. 2023. *Diversity* 15: 318



Dunkleosteus terrelli by James St John / CC BY 2.0

[https://en.wikipedia.org/wiki/Dunkleosteus#/media/File:Dunkleosteus_terrelli_\(fossil_fish\)_Cleveland_Shale_Member,_Ohio_Shale,_Upper_Devonian;_Rocky_River_Valley,_Cleveland,_Ohio,_USA\)_21_\(34001200911\).jpg](https://en.wikipedia.org/wiki/Dunkleosteus#/media/File:Dunkleosteus_terrelli_(fossil_fish)_Cleveland_Shale_Member,_Ohio_Shale,_Upper_Devonian;_Rocky_River_Valley,_Cleveland,_Ohio,_USA)_21_(34001200911).jpg)

Diet:

- Others were super predators consuming sharks, fish, and other placoderms
- Some were filter feeders

Ecology/Habitats:

- Played variety of roles in food chain
- Lived many different bodies of water (salt and fresh)
- Found skeletons all over world

- Found during Late Devonian
- Found primarily in Cleveland Shale, also in Morocco and Poland
- Nektonic suspension feeders
- Weak jaws

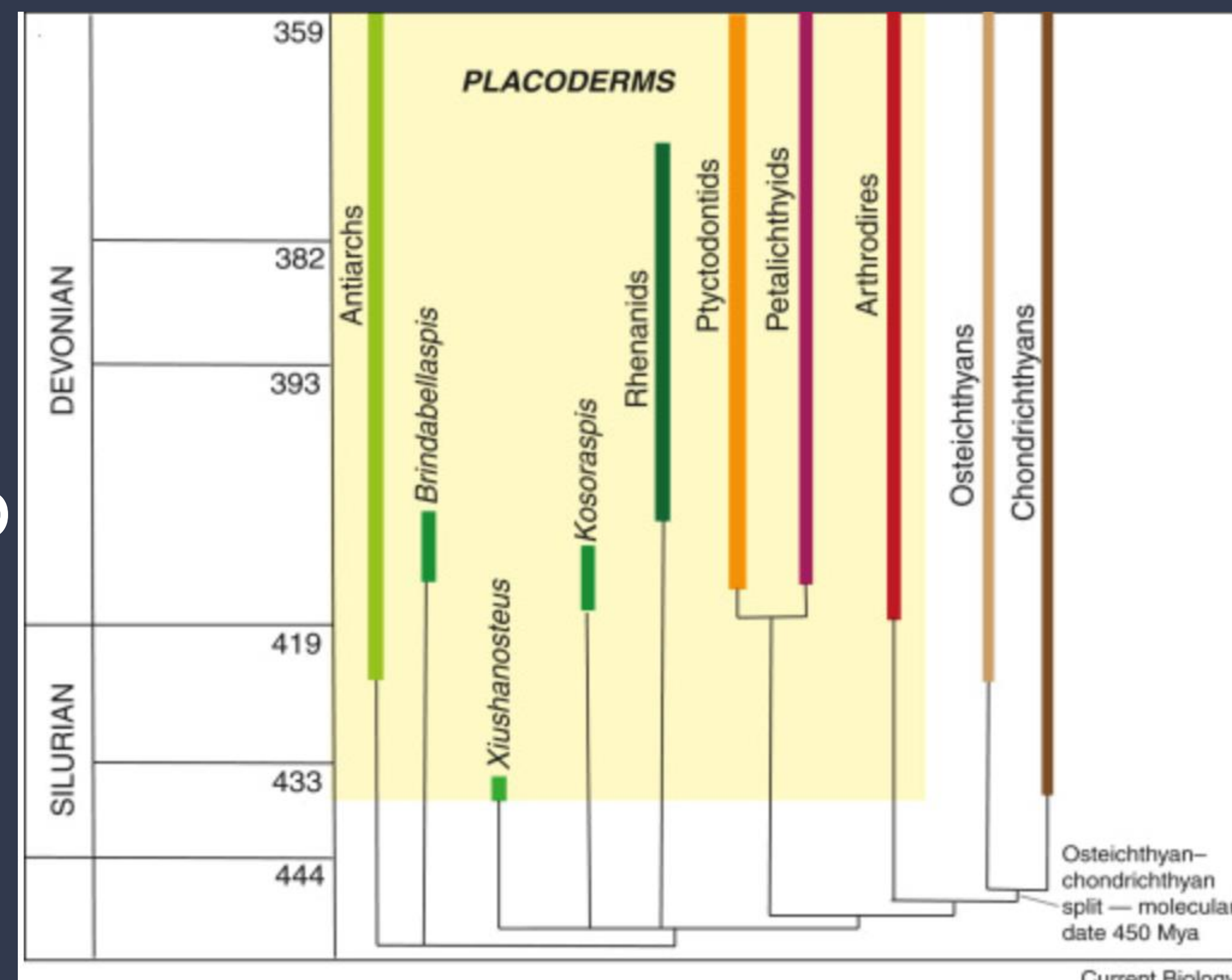
Geographical Range:

Found on every continent on Earth

Geological Range:

419-359 Million Years ago
Paleozoic period (Early Silurian - End Devonian)

Late Devonian Extinction



Long, J., & Trinajstić, K. 2024. *Current Biology*, 34: 43-47

Bibliography

- Coatham, S.J., Vinther, J., Rayfield, E. J., and Klug, C. 2020. Was the devonian placoderm *Titanichthys* a suspension feeder? *Royal Society Open Science* **7**: 200272. doi: [10.1098/rsos.200272](https://doi.org/10.1098/rsos.200272)
- Engelman, R. K. 2023. A Devonian fish tale: a new method of body length estimation suggests much smaller sizes for *Dunkleosteus terrelli* (Placodermi: Arthrodira). *Diversity* **15**: 318. doi: [10.3390/d15030318](https://doi.org/10.3390/d15030318)
- Engelman, R.K. 2024. [Reconstructing *Dunkleosteus terrelli* \(Placodermi: Arthrodira\): A new look for an iconic devonian predator](https://doi.org/10.26879/1343). *Palaeontologia Electronica* **27**: A45. doi: [10.26879/1343](https://doi.org/10.26879/1343)
- Jobbins, M., Rucklin, M., Argyriou, T., and Klug, C. 2021. A large middle devonian eubrachythoracid ‘placoderm’ (Arthrodira) jaw from northern Gondwana. *Swiss Journal of Palaeontology* **140**: 2. doi: [10.1186/s13358-020-00212-w](https://doi.org/10.1186/s13358-020-00212-w)
- Long, J., & Trinajstić, K. 2024. Placoderms. *Current Biology* **34**: 43–47. doi: [10.1016/j.cub.2023.11.038](https://doi.org/10.1016/j.cub.2023.11.038)
- Miles, R.S. 1969. Features of placoderm diversification and the evolution of the arthrodire feeding mechanism. *Earth and Environmental Science Transactions of the Royal Society of Edinburgh*. **68**: 123-170. doi: [10.1017/S0080456800014629](https://doi.org/10.1017/S0080456800014629)
- Zhu, Y., Zhu, M., and Wang, J. 2016. Redescription of *Yinostius major* (Arthrodira: Heterostiidae) from the Lower Devonian of China, and the interrelationships of Brachythoraci. *Zoological Journal of the Linnean Society*. **176**: 806-834. doi: [10.1111/zoj.12356](https://doi.org/10.1111/zoj.12356)